









COMMON RETRACTORS USED IN SURGERY

<p>Deaver retractor (manual) used to <u>retract</u> deep abdominal incisions (Soft Viscera like Liver).</p> 	<p>Morris Retractor</p> <ul style="list-style-type: none"> Used while making and closing abdominal incisions for ease of working in the deeper layers. Used to retract Pectoralis major in MRM for better visualization during axillary dissection. <p>Most common use is abdominal wall retraction</p> 
<p>Doyen's Retractor</p> 	<p>An Army-Navy retractor (manual) used to <u>retract</u> shallow or superficial incisions. Other names: USA, US Army.</p> 
 <p>Czerny's retractor</p>	<p>Langenbeck's Retractor</p> <ul style="list-style-type: none"> They are used to help better visualization of the operative field, tissue handling is minimized and bleeding better seen and controlled. 
<p>Malleable or ribbon retractor (manual) used to <u>retract</u> deep wounds. CAN be bent to various shapes.</p> 	<p>Jolls Thyroid retractor</p> <ul style="list-style-type: none"> It is a self retaining retractor used in thyroid surgeries to retract the skin. 

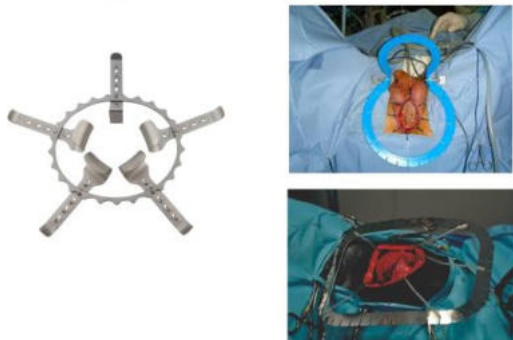
Cats paw retractor



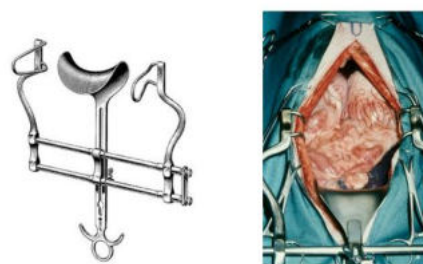
Single and double hook retractor



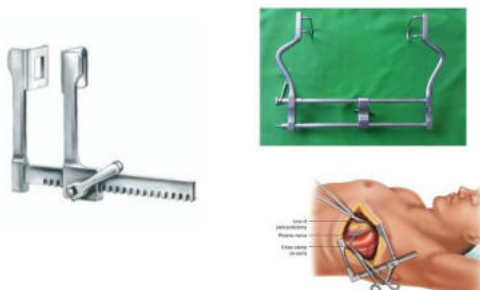
Ring retractor (Self retaining)



Balfour retractor (Self retaining)



Thoracotomy retractor (Self retaining)
To spread the ribs apart and hold them open



Rib separator



Weitlaner Retractor
(Generally used in craniotomy to retract scalp)



Gelpi retractor

