

Printed Pages: 03

Subject Code: KEE101

Paper Id: 120101

Roll No: 

--	--	--	--	--	--	--	--	--	--

**BTECH**  
**(SEM I) THEORY EXAMINATION 2018-19**  
**BASIC ELECTRICAL ENGINEERING**

Time: 3 Hours

Total Marks: 100

Note: 1. The question paper contains three sections- A, B & C.

2. Read the instructions carefully in each section

3. Course outcome(CO) has been mentioned against each question.

**SECTION-A**

1. Attempt ALL:

[2x10=20]

- a. Define with examples: (i) Active and passive element (ii) bilateral and unilateral elements. (CO 1)
- b. Explain (i) Ideal current source (ii) ideal voltage source. (CO 1)
- c. A series circuit has  $R = 10\Omega$ ,  $L = 0.02H$  and  $C = 3\mu F$ . Calculate Q-factor of the circuit. (CO 2)
- d. Two ac currents one represented as  $i_1 = 25 \sin(314t + 20^\circ)$  &  $i_2 = 35 \sin(314t + 45^\circ)$ . Draw the phasor & show the resultant when they are connected in parallel. (CO 2)
- e. What will happen if the primary of a transformer is connected to dc supply? (CO 3)
- f. How can we change the direction of rotation of DC motor? (CO 4)
- g. Enlist the various methods of starting of single phase induction motor? (CO 4)
- h. Why Earth pin is made thicker and bigger than line and neutral? (CO 5)
- i. What are the advantages of auto-transformer over two winding transformer? (CO 4)
- j. Calculate the energy consumption per day in a house using 5 CFLs of 20 W each, 3 fans of 60 W each for 3 hrs a day. (CO 5)

**SECTION-B**

2. Attempt any three parts of the following. Each part carries 10 marks. [3x10=30]

(a) Find current through  $2\Omega$  resistance using superposition theorem in figure 1 (CO1)

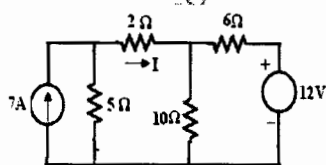


Figure 1

MANISH KUMAR JHA | 15-Dec-2018 09:07:48 | 117.55.242.131

- (b) Derive expression of resonance frequency for series RLC circuit. A series circuit consists of a resistance of  $10\Omega$ , and inductance of  $50\text{mH}$  and a variable capacitance in series across a  $100\text{V}$ ,  $50\text{Hz}$  supply. Calculate-
- The value of capacitance to produce resonance.
  - Voltage across the capacitance.
  - Q-factor
- (c) The maximum efficiency of a  $100\text{KVA}$ ,  $1100/440\text{V}$ ,  $50\text{Hz}$  transformer is  $96\%$ . This occurs at  $75\%$  of full load at  $0.8\text{ p.f.}$  lagging. Find the efficiency of transformer at  $3.4\text{ FL}$  at  $0.6\text{ p.f.}$  leading.
- (d) A 4-pole shunt generator with lap-connected armature has field and armature resistance of  $50\Omega$  and  $0.1\Omega$  respectively. If supplying power to  $100\text{W}$  lamp load for  $100\text{V}$ . Calculate the armature current and the generated emf. Consider a contact drop of  $1\text{V}$  per brush.
- (e) Draw the characteristics of battery.  
Calculate the backup of battery of  $100\text{AH}$  connected to load of  $100\text{ watts}$  and supply voltage is  $12\text{V}$ .

### SECTION - C

3. Attempt any ONE question:

(a) Give the statement of Norton's Theorem.

Find the current in  $12\text{ ohm}$  resistance using Norton's theorem for the given circuit.

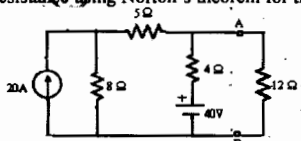


Figure 2

(b) Determine current through  $15\text{ ohm}$  resistance by node analysis. (CO 1)

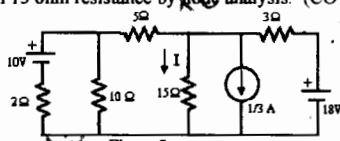


Figure 3

4. Attempt any ONE question:

(a) Derive the expression for resonant frequency & quality factor for an ac circuit under the condition of parallel resonance.

MANISH KUMAR JHA [15-Dec-2018 09:07:48 | 117.55.242.131]

(b) Derive the relation between line current & phase current in case of three phase delta connected balanced load. Three identical coils of resistance  $8\Omega$  and inductive reactance  $6\Omega$  are connected in delta across 400V mains. Determine power, power factor and line current. Draw phasor diagram. (CO 2)

**5. Attempt any ONE question:****[10X1=10]**

- (a) Discuss the principle of operation of a single phase transformer. Derive EMF equation for a single phase transformer. (CO 3)
- (b) What is voltage Regulation in a single Phase Transformer? What should be its value for an ideal transformer? (CO 3)

**6. Attempt any ONE question:****[10X1=10]**

- (a) Derive the EMF equation of D.C. Generator. An 8 pole lap wound dc generator has 450 armature turns. It operates at 0.02 wb flux per pole and runs at 1000 rpm at no load. Find the emf induced by it. (CO 4)
- (b) What is the relation between frequencies of stator & rotor currents? A 3-phase, 50Hz induction motor has 6 poles and operates with a slip of 5% at a certain load. Determine
- The speed of rotor with respect to the stator.
  - The frequency of the rotor current.
  - The speed of the rotor magnetic field with respect to the stator. (CO 4)

**7. Attempt any ONE question:****[10X1=10]**

- (a) Write short notes on the following: (CO 5)
- MCB
  - MCCB
  - Fuse
  - Types of wires
- (b) Explain following: (CO 5)
- Need of Earthing
  - Battery backup