

Code: 9A01705

R09

B.Tech IV Year I Semester (R09) Supplementary Examinations, May 2013

**EARTHQUAKE RESISTANT DESIGN**

(Civil Engineering)

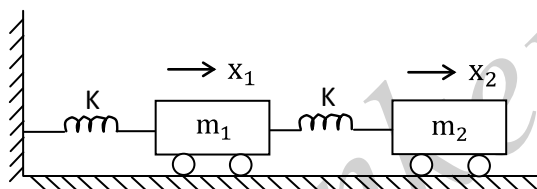
Time: 3 hours

Max. Marks: 70

Answer any FIVE questions  
All questions carry equal marks

\*\*\*\*\*

- 1 (a) What is damping?  
(b) Explain the dynamic response of spectrum representation for elastic systems.
- 2 Determine the natural frequency and mode shapes for different modes for system shown in figure (1). ( $m_1 = m_2 = m$ )

Figure (1).

- 3 In earthquake analysis explain the systems with 'SDOF' and formulate the equation of motion for 'SDOF'.
- 4 (a) According to IS 1893-2002 (part 1), explain the provisions of torsion against the earthquake resistant of buildings.  
(b) According to IS 1893-2002 (part 1), explain the design of lateral force and distribution of design force.
- 5 (a) Explain the causes and effects of earthquake.  
(b) Explain plate tectonic theory and its mechanism.
- 6 Design reinforcement for column of size 450 X 450 mm, subjected to following forces. Column has unsupported length of 3.5 m and is braced against side sway in both directions. Use m-25 grade concrete and Fe415 steel.

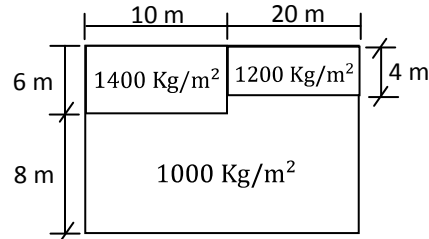
|                 | D.L | L.L | Sesmic load |
|-----------------|-----|-----|-------------|
| Axial load (kN) | 950 | 700 | 550         |
| Moment (kN-m)   | 50  | 45  | 100         |

Contd. in Page 2

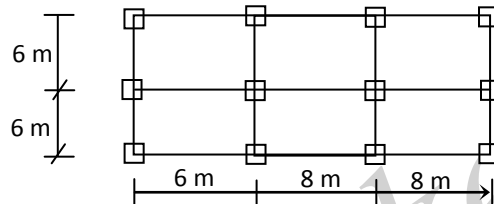
Code: 9A01705

R09

- 7 (a) For building shown in fig. locate centre of mass. The building has non uniform distribution of mass as shown in fig.



- (b) A plan of a simple one-storey building is shown in fig. All columns and beams have same C/S. Find its centre of stiff mess.



- 8 Design a shear wall for a '5' storey building for following data. Storey Shear at different levels are as follows:

| Storey No.        | 1 | 2  | 3  | 4  | 5   |
|-------------------|---|----|----|----|-----|
| Storey shear (KN) | 5 | 10 | 30 | 80 | 140 |

Length of shear wall = 7.5 m

Storey height = 3 m

Seismic weight of building =  $55 \times 10^3$  kN

Axial load on shear wall =  $3 \times 10^3$  kN

Building situated at Delhi. Use m-20 grade concrete and Fe415 steel.

\*\*\*\*\*